

Market Commentary

Overnight global action was mixed: On 28th July 2025, U.S. markets were mixed with S&P 500 closing flat by +1.1pts (+0.02%), Dow Jones was down by -64pts (-0.14%) and Nasdaq was up by +84pts (+0.36%). India VIX was up by ~6.98%. GIFT Nifty is trading negative at ~24,650 (-54 pts, -0.22%) indicating Indian markets will open negative.

Yesterday, advance decline ratio on NSE was 808 : 2,207 and BSE was 1,200 : 2,951, which showed weakness in the overall markets.

Index Options Data Analysis:

Sensex max call OI is at 81,500 and max put OI is at 80,000 with PCR of 0.51

Nifty max call OI is at 25,000 and max put OI is at 24,500 with PCR of 0.52

Bank Nifty max call OI is at 57,000 and max put OI is at 56,000 with PCR of 0.56

Securities in Ban for F&O Trade for 29-JUL-2025:

RBLBANK

Sectors in Focus:

Pharma : Nifty Pharma index was up by 0.43% with **Laurus Labs (+5.82%)**, **CIPLA (+2.45%)** and **Gland (+1.81%)** among the top gainers.

FMCG : Nifty consumer durables index was up by 0.28%, **Dabur (+2.29%)**, **Varun Beverages Ltd (+1.52%)** and **Hindustan Unilever (+0.98%)** were leading the index.

Auto : Nifty Auto was down by 0.37% with **TI India (-2.49%)**, **Bharat Forge (-1.18%)** and **MRF (-1.15%)** contributing negatively to the index.

IT : **TCS (-1.59%)**, **Wipro (-1.57%)** and **HCL Tech (-1.48%)** dragged the Nifty IT index by 0.71%

Media : Nifty Media was down by 2.7%, top losers were **Zee Ltd (-3.96%)**, **Nazara (-3.65%)** and **DB Corp (-3.61%)**.

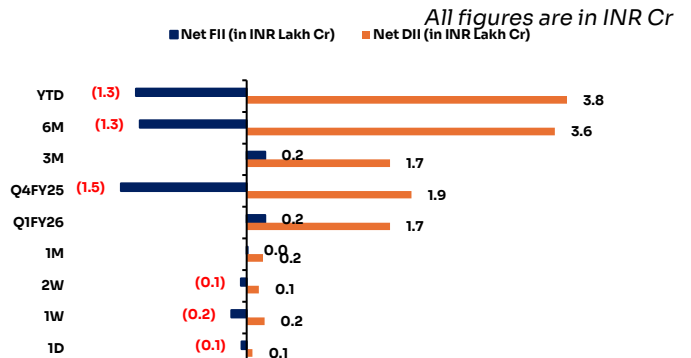
Realty : Nifty realty index was down by 4.07% with **Lodha (-6.31%)**, **Godrej Properties (-5.44%)** and **Brigade Enterprises (-4.41%)** among the laggards.

Now listen to the daily market update



Fund Flow Activity (28th July 2025)

	Buy	Sell	Net
DII	15,799	9,035	6,764
FII/FPI	9,994	16,076	(6,082)



Indian Indices

	CMP	1D (%)	YTD (%)	P/E x
Gift Nifty	24,650	(0.2)	3.7	22.3
BSE Sensex 30	80,891	(0.7)	3.5	21.1
Nifty 50	24,681	(0.6)	4.4	22.4
India VIX	12	7.0	(16.5)	NA
Nifty Bank	56,085	(0.8)	10.3	16.5
Nifty Next 50	66,769	(0.6)	(1.8)	66.8
Nifty 500	22,847	(0.7)	2.1	21.5
NIFTY Mid 100	57,519	(0.8)	0.6	29.6
Nifty Small 250	17,163	(1.3)	(3.3)	28.9
USD/INR	86.8	0.0	1.4	
Dollar Index	98.4	1.1	(9.1)	
WTI Crude (\$/bbl)	67.0	0.0	(6.0)	
Gold (\$)	3,367	(0.1)	27.5	
India 10Y	6.37%	0.3	(5.7)	
India 2Y	5.72%	0.0	(14.7)	
India 1Y	5.54%	(1.4)	(17.0)	
Bank Rate	5.75%	NA	NA	

Global Markets

	CMP	1D (%)	YTD (%)	P/E x
S&P 500	6,390	0.0	8.6	27.7
DJIA	44,838	(0.1)	5.4	21.7
Nasdaq	23,356	0.4	11.2	38.4
FTSE	9,081	(0.4)	11.1	14.3
CAC	7,801	(0.4)	5.7	15.0
DAX	23,970	(1.0)	20.4	14.0
Nikkei 225	40,998	(1.1)	2.8	21.9
Hang Seng	25,562	0.7	27.4	12.4
Shanghai Co	3,598	0.1	7.3	15.0
KOSPI	3,210	0.4	33.8	15.0
S&P/ASX 200	8,698	0.4	6.6	18.0

Stocks in the News

- Oil & Natural Gas Corporation Limited (CMP: 240.1, MCap: 302,052, Sector: Oil & Gas, Valuation: 3.25x FY26 EV/EBITDA)**
 ONGC signed a Joint Operating Agreement with BP Exploration (Alpha) Ltd and Reliance Industries Ltd for an offshore block in the Saurashtra Basin, aiming to boost exploration and production activities in the region.
 News Source: [ONGC](#)
- Torrent Pharmaceuticals Limited (CMP: 3624.95, MCap: 122,684, Sector: Pharmaceuticals, Valuation: 28.87x FY26 EV/EBITDA)**
 Torrent Pharmaceuticals plans to roll out Semaglutide post-patent expiry, aiming to tap into the expanding domestic market for diabetes and weight management drugs, while also targeting early launch of Wegovy and Ozempic generics in Brazil.
 News Source: [TORNTPHARM](#)
- Steel Authority of India Limited (CMP: 125.6, MCap: 51,879, Sector: Steel, Valuation: 7.6x FY26 EV/EBITDA)**
 SAIL has pushed its ₹36,000 crore expansion plan to FY27 due to delays in tendering and financial closure, while also sharing a performance update for Q1.
 News Source: [SAIL](#)
- L&T Technology Services Limited (CMP: 4231.65, MCap: 44,846, Sector: IT Services, Valuation: 31.06x FY26 P/E)**
 LTTS won a \$60 million software engineering engagement from a US Tier-I Telecom Provider, marking a significant boost to its revenue and expertise in the telecom sector.
 News Source: [LTTS](#)
- Radico Khaitan Limited (CMP: 2671.15, MCap: 35,758, Sector: Beverages, Valuation: 70.51x FY26 P/E)**
 Radico Khaitan launched 'The Spirit of Kashmir,' a new luxury vodka, aiming to capture the premium spirits market with innovative product offerings.
 News Source: [RADICO](#)
- Amber Enterprises India Limited (CMP: 7467.3, MCap: 25,301, Sector: Electronics, Valuation: 65.76x FY26 P/E)**
 Amber Group signed definitive agreements to acquire a controlling stake in Unitronics (1989) (R"G) Ltd., Israel, expanding its global presence in electronics and technology solutions through multiple strategic acquisitions.
 News Source: [AMBER](#)

Derivatives Position (Combined#)

Stock	% Chg OI	%Chg LTP
Long		
HINDPETRO	14.9	0.1
LAURUSLABS	9.3	6.1
UPL	6.9	1.1
MARICO	6.8	0.7
PPLPHARMA	6.4	1.0
Short		
KFINTECH	37.2	(1.3)
LODHA	20.7	(5.9)
IEX	20.6	(4.4)
APLAPOLLO	16.7	(2.5)
360ONE	11.4	(0.5)
Long Unwinding		
M&MFIN	(21.3)	(1.6)
IREDA	(18.0)	(1.9)
BLUESTARCO	(17.6)	(0.5)
HINDCOPPER	(15.4)	(3.9)
MGL	(14.9)	(0.1)
Short Unwinding		
PEL	(14.1)	1.4
HEROMOTOCO	(13.3)	1.8
BALKRISIND	(11.9)	0.5
VOLTAS	(11.5)	0.5
OFSS	(10.1)	0.9

Sectoral Indices

	CMP	1D (%)	YTD (%)	P/E(x)
Nifty Auto	23,693	(0.4)	3.8	19.5
Nifty IT	35,370	(0.7)	(18.4)	27.6
Nifty Fin Ser	26,615	(0.7)	13.2	17.4
Nifty Pharma	22,761	0.4	(2.8)	37.4
Nifty Services	32,674	(0.9)	4.0	35.9
Nifty Cons Dur	38,353	(0.7)	(8.3)	52.0
Nifty PSE	9,713	(0.8)	1.9	10.2
Nifty FMCG	54,733	0.3	(3.6)	37.7
Nifty Pvt Bank	27,148	(1.7)	9.6	10.1
Nifty PSU Bank	6,920	(1.2)	5.8	11.3
Nifty India Cons	11,612	(0.7)	2.2	41.0
Nifty Realty	912	(4.1)	(13.4)	39.6
Nifty Infra	8,996	(0.8)	6.3	20.9
Nifty Energy	35,022	(0.7)	(0.5)	11.1
Nifty Healthcare	14,860	0.1	(0.6)	35.6
Nifty India Mfg	14,231	(0.4)	3.0	26.5
Nifty Media	1,625	(2.7)	(10.6)	23.2
Nifty Metal	9,316	(1.2)	7.7	16.7
Nifty Oil & Gas	11,324	(0.3)	5.4	17.3
Nifty Comm	8,759	(0.2)	7.9	73.0

7. **Wockhardt Limited (CMP: 1685.05, MCap: 27,379, Sector: Pharmaceuticals, Valuation: 72.84xTTM EV/EBITDA)**
Wockhardt announced that a leading UK medical journal published a case of a severe pan-drug resistant infection in a US liver transplant patient successfully treated with Zaynich® (Zidebactam/Cefepime, WCK 5222).
News Source: [WOCKPHARMA](#)
8. **PNC Infratech Limited (CMP: 298.45, MCap: 7,656, Sector: Infrastructure, Valuation: 3.89xFY26 EV/EBITDA)**
PNC Infratech received new orders or contracts, emerging as the L1 bidder for a significant project, contributing to its future revenue and growth pipeline.
News Source: [PNCINFRA](#)
9. **Greenlam Industries Limited (CMP: 241.05, MCap: 6,150, Sector: Building Materials, Valuation: 45.64xFY26 P/E)**
Greenlam Industries received a custom order and an incentive grant from the Andhra Pradesh Government, boosting its operational capabilities and financial incentives for growth.
News Source: [GREENLAMRB](#)
10. **JK Paper Limited (CMP: 354, MCap: 5,996, Sector: Paper Products, Valuation: 8.65xFY26 P/E)**
JK Paper announced the acquisition of a business or asset related to BPPL to bolster its operational capacity or market reach in the paper industry.
News Source: [JKPAPER](#)
11. **J. Kumar Infraprojects Limited (CMP: 709.35, MCap: 5,367, Sector: Infrastructure, Valuation: 6.32xTTM EV/EBITDA)**
JKIL received a Letter of Acceptance for a project worth Rs. 139.72 crore (its share Rs. 68.46 crore) from MMRDA for Multi-Modal Integration Facilities at 8 Metro Stations of Mumbai Metro Line 4&4A.
News Source: [JKINFRA](#)
12. **Diamond Power Infrastructure Limited (CMP: 167.75, MCap: 8,839, Sector: Power, Valuation: 256.24xTTM P/E)**
Diamond Power bagged a significant order or contract, receiving a Letter of Intent that will contribute to its project pipeline and future revenue streams.
News Source: [DIACABS](#)

Commodities

	CMP	1D (%)	YTD (%)
Gold (INR/10gm)	97,545	(0.3)	27.1
Silver (INR/Kg)	113,052	0.0	29.5
Brent Crude Oil (\$/bbl)	70.0	2.3	(7.7)
WTI Crude Oil (\$/bbl)	66.9	0.4	(6.8)
Natural Gas (INR/MMBTU)	260.5	(2.8)	(14.7)
Copper (INR/Kg)	896.3	0.0	13.0

Currency

	CMP	1D (%)	YTD (%)
USD/INR	86.6	0.2	1.2
EUR/INR	100.6	0.0	13.1
GBP/INR	115.9	(0.0)	7.8
JPY/INR	0.6	(0.0)	6.7
EUR/USD	1.2	(0.1)	11.9

Securities Lending & Borrowing Scheme (SLBS)

Stock	Underlying LTP	Futures LTP	Spread (%)
BPCL	333.7	329.4	1.3
WIPRO	250.2	247.7	1.0

For more news related item, refer to **News Section**

Nifty & Bank Nifty – Pivot Levels – 29/07/2025

	Closing	Support			Resistance		
		1	2	3	1	2	3
Nifty	24837	26692	24547	24449	24935	25033	25178
Bank Nifty	56528	56157	55786	55576	56738	56948	57319

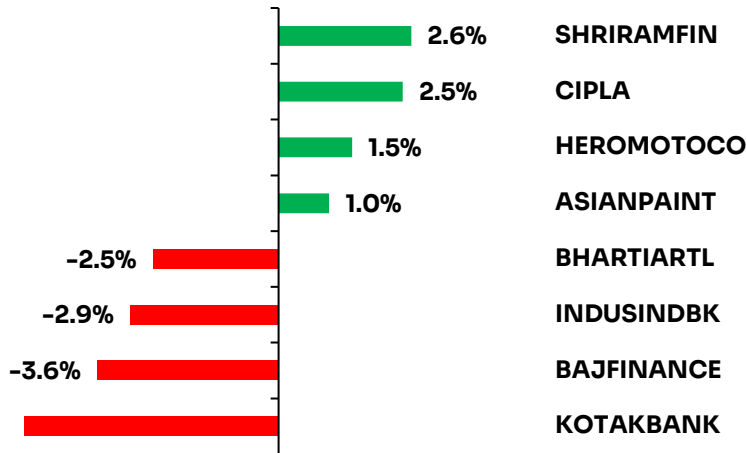
Global Macro Events (29th July 2025)

Event	Previous	Forecasted
India		
United States		
Treasury Refunding Financing Estimates		
Goods Trade Balance Adv JUN	\$-96.59B	\$-97.2B
Retail Inventories Ex Autos MoM Adv JUN	0.20%	0.20%
Wholesale Inventories MoM Adv JUN	-0.30%	0%
Redbook YoY JUL/26	5%	
S&P/Case-Shiller Home Price YoY MAY	3%	3%
House Price Index MAY	434.9	434
House Price Index MoM MAY	-0.40%	-0.20%
House Price Index YoY MAY	3%	2.50%
S&P/Case-Shiller Home Price MoM MAY	0.80%	0.60%
JOLTs Job Openings JUN	7.769M	7.5M
CB Consumer Confidence JUL	93	95
JOLTs Job Quits JUN	3.293M	3.21M
Dallas Fed Services Index JUL	-4.4	1
Dallas Fed Services Revenues Index JUL	-4.1	1
2-Year FRN Auction	0.16%	
7-Year Note Auction	4.02%	
Japan		
2-Year JGB Auction	0.73%	
Great Britain		
BoE Consumer Credit JUN	£0.859B	£ 0.87B
Mortgage Approvals JUN	63.03K	62K
Mortgage Lending JUN	£2.05B	£0.8B
M4 Money Supply MoM JUN	0.20%	0%
Net Lending to Individuals MoM JUN	£2.9B	£ 4.1B
Treasury Gilt 2028 Auction	3.85%	

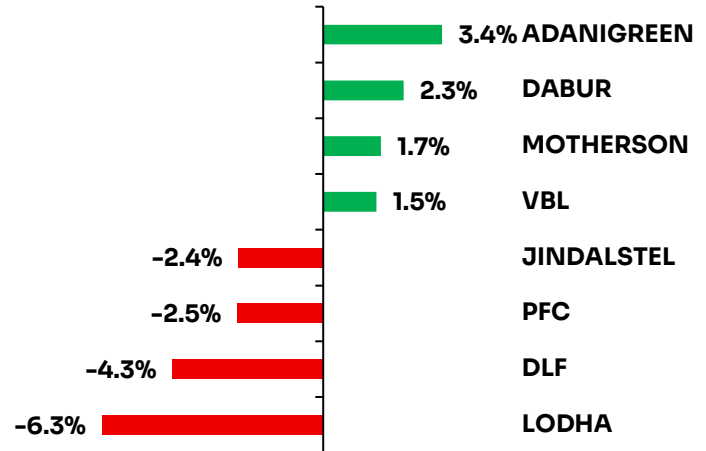
Source: tradingeconomies.com

Top Gainers and Losers

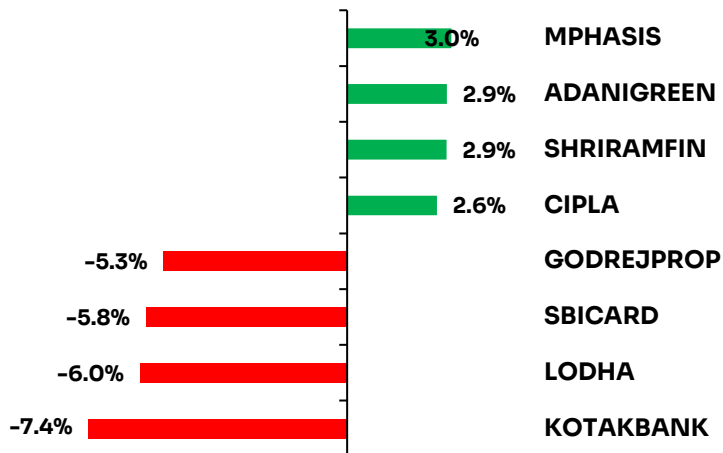
Nifty 50



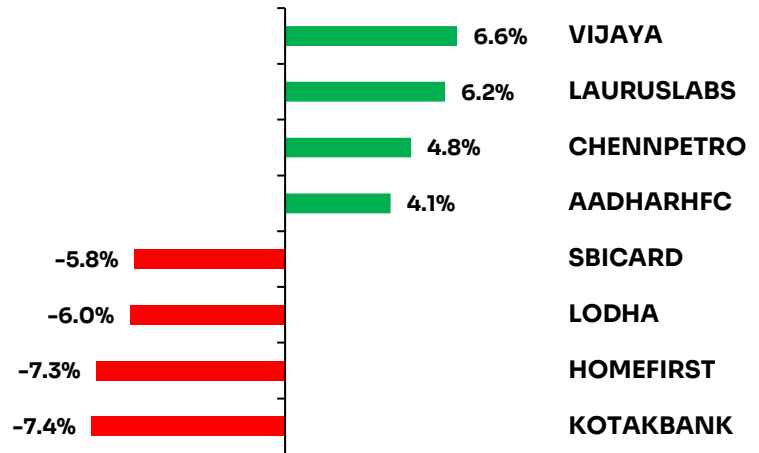
Nifty Next 50



Nifty 200



Nifty 500



Stock*	CMP	5 DMA	20 DMA	50 DMA	100 DMA	200 DMA	Trend	RSI
EIM	5386	5468	5607	5495	5415	5170	Uptrend	36
AXSB	1074	1097	1149	1184	1148	1119	Downtrend	22
BJFIN	1978	2034	2025	2016	1981	1850	Downtrend	42
SBILIFE	1851	1810	1820	1806	1691	1601	Downtrend	59
RELIANCE	1388	1412	1484	1457	1374	1325	Uptrend	30
ITC	410	414	417	420	419	431	Neutral	37
MM	3210	3256	3184	3118	2954	2962	Downtrend	55
SBIN	797	816	816	806	787	790	Neutral	41
HNDL	689	691	684	666	657	649	Neutral	58
TATA	160	163	162	159	153	147	Neutral	49
SUNP	1702	1689	1684	1683	1702	1750	Neutral	56
JIOFIN	307	314	322	304	271	283	Neutral	43
TTAN	3393	3465	3509	3529	3377	3360	Neutral	39
HDFCB	2009	2006	1992	1962	1892	1810	Neutral	56
CIPLA	1572	1486	1492	1490	1486	1488	Strong Uptrend	71
APNT	2360	2361	2405	2327	2332	2410	Uptrend	48
ONGC	240	244	244	245	241	249	Neutral	41
JSTL	1029	1032	1037	1016	1014	985	Downtrend	50
WPRO	250	261	263	259	258	276	Neutral	37
DRRD	1287	1258	1270	1282	1220	1244	Downtrend	55
HMCL	4291	4329	4323	4317	4037	4271	Uptrend	48
HUVR	2442	2450	2426	2375	2331	2386	Neutral	54
INFO	1516	1560	1596	1590	1570	1726	Neutral	32
SHFL	633	640	666	667	657	625	Downtrend	42
KMB	1967	2153	2172	2139	2115	1968	Downtrend	26
LT	3422	3475	3540	3595	3458	3502	Downtrend	33
MSIL	12340	12497	12524	12520	12206	11983	Downtrend	43
ADE	2229	2393	2414	2404	2351	2302	Neutral	28
NEST	2522	2596	2598	2553	2442	2491	Downtrend	42
NTPC	333	340	339	337	342	349	Neutral	39
IIB	802	845	859	835	805	925	Downtrend	35
APHS	7357	7341	7389	7147	6915	6928	Downtrend	53
HCLT	1466	1516	1621	1654	1601	1714	Neutral	20
PWGR	881	948	934	928	905	816	Downtrend	36
BAF	292	297	297	295	293	300	Downtrend	43
COAL	1488	1478	1442	1439	1392	1331	Downtrend	66
ICICIBC	378	387	386	392	391	399	Strong Uptrend	37
BHARTI	1890	1927	1966	1911	1833	1729	Downtrend	40
ADSEZ	1376	1420	1436	1422	1316	1268	Neutral	36
TCS	3079	3156	3294	3391	3433	3757	Neutral	21
ETERNAL	683	688	687	698	678	729	Strong Downtrend	48
TTMT	307	299	272	256	239	248	Downtrend	74
HDFCLIFE	761	760	773	771	729	692	Uptrend	47
UTCEM	12240	12391	12421	11848	11586	11428	Neutral	51
TECHM	1451	1520	1596	1613	1528	1610	Neutral	23
BJAUT	8090	8299	8317	8486	8172	8724	Downtrend	39
GRASIM	2727	2724	2777	2714	2656	2601	Downtrend	47
TRENT	4994	5259	5527	5634	5412	5984	Neutral	28
BHE	389	399	412	401	349	316	Downtrend	38
TATACONS	1060	1073	1087	1103	1080	1031	Neutral	40

For RSI, > 75 overbought, < 25 oversold. * Stock name is as per Bloomberg Code

52 W High

Stock	LTP		New 52W/H price	Prev.High	Prev. High Date
TORNTPHARM	3630	▲	3635	3635	28-Jul-25
FORTIS	846.65	▼	854.5	854.5	28-Jul-25
UPL	727.8	▼	735.85	735.85	28-Jul-25
LAURUSLABS	886.5	▼	901.5	901.5	28-Jul-25
MEDANTA	1351.6	▼	1393.2	1393.2	28-Jul-25

52 W Low

Stock	LTP		New 52W/L price	Prev.Low	Prev. Low Date
COLPAL	2208	▲	2200	2200	28-Jul-25
KALPATARU	408.55	▼	401.1	401.1	28-Jul-25
AFCONS	400	▼	397.8	397.8	28-Jul-25
TEJASNET	576	▼	573.4	573.4	28-Jul-25
NIITMTS	324	▼	321.3	321.3	28-Jul-25

Volume Shockers

Stock	LTP	% chg in price	Volume	Avg Volume	% chg in Vol
Arvind Smart	623	0	1,163,409	25,556	4452%
Sunrest	51	-4	100,800	2,240	4400%
KCK Industries	42	3	592,500	13,600	4257%
BEW Engineering	161	-3	36,500	1,125	3144%
Salasar Ext	6	-5	750,000	35,000	2043%
Oneclick Logi.	211	-1	63,600	4,320	1372%
Grill Splendour	123	-4	56,400	3,840	1369%
Nuvoco Vistas	409	-1	1,192,748	105,255	1033%
Vijaya Diagnost	1,141	7	2,508,291	222,272	1028%
Sigachi Ind	39	-1	10,924,992	1,046,438	944%
De Neers	297	-5	53,400	5,880	808%
Aadhar Housing	517	4	7,043,073	778,572	805%

Bulk Deals

Stock	Client Name	Action	Quantity Traded	Weighted Avg Price
AVG	M A INTERNATIONAL	SELL	87572	252.68
BIRDYS	PARAS DOSHI	BUY	32400	124.3
BIRDYS	PRREETI JAIIN NAINUTIA	SELL	55200	124.3
CARTRADE	GRAVITON RESEARCH CAPITAL LLP	BUY	2,78,773	2014.29
CARTRADE	GRAVITON RESEARCH CAPITAL LLP	SELL	2,78,773	2015.34
CARTRADE	HRTI PRIVATE LIMITED	BUY	2,97,505	2032.66
CARTRADE	HRTI PRIVATE LIMITED	SELL	2,85,551	2026.4
DELTIC	ROHAN GUPTA	BUY	80,000	70.66
GANESHIN	STARWINGS REALTORS PRIVATE LIMITED	BUY	2,96,000	202.33
GARUDA	HRTI PRIVATE LIMITED	BUY	9,95,468	180.32
GARUDA	HRTI PRIVATE LIMITED	SELL	9,96,166	180.17
GATECH	MANDAKINIBEN PRADYUMANBHAI PATEL	SELL	2,86,83,257	0.58
GATECH	SHUBHAM ASHOKBHAI PATEL	BUY	72,48,142	0.62
IEX	HRTI PRIVATE LIMITED	BUY	83,22,806	138.21
IEX	HRTI PRIVATE LIMITED	SELL	88,98,628	138.64
JAGSNPHARM	GRAVITON RESEARCH CAPITAL LLP	BUY	4,98,300	293.68
JAGSNPHARM	GRAVITON RESEARCH CAPITAL LLP	SELL	4,98,300	294.1
JAGSNPHARM	HRTI PRIVATE LIMITED	BUY	3,50,647	293.56
JAGSNPHARM	HRTI PRIVATE LIMITED	SELL	3,43,628	293.5
JAYNECOIND	ASSETS CARE AND RECONSTRUCTION ENTERPRISE LIMITED	SELL	3,98,79,863	41.6
JAYNECOIND	GRAVITON RESEARCH CAPITAL LLP	BUY	74,81,166	41.67
JAYNECOIND	GRAVITON RESEARCH CAPITAL LLP	SELL	74,61,666	41.65
JAYNECOIND	HRTI PRIVATE LIMITED	BUY	67,06,254	41.59
JAYNECOIND	HRTI PRIVATE LIMITED	SELL	66,02,394	41.7
JAYNECOIND	SUBHAM CAPITAL PRIVATE LIMITED	BUY	52,98,230	42.43
KANDARP	PASHUPATI CAPITA SER PVT LTD	BUY	12000	79.03
KANDARP	PASHUPATI CAPITA SER PVT LTD	SELL	50000	75.38
MAMATA	HRTI PRIVATE LIMITED	BUY	2,25,104	514.86
MAMATA	HRTI PRIVATE LIMITED	SELL	2,34,916	516.65
MAMATA	MATHISYS ADVISORS LLP	BUY	1,45,582	517.47
MAMATA	MATHISYS ADVISORS LLP	SELL	1,44,461	518.1
MAMATA	QE SECURITIES LLP	BUY	1,78,438	514.56
MAMATA	QE SECURITIES LLP	SELL	1,78,479	517.34
MOKSH	INVESTI GLOBAL OPPORTUNITY FUND PCC - CELL 1	SELL	5,44,516	13.75
MOTOGENFIN	RIMPY MITTAL	BUY	1,98,164	28.02

Stock	Client Name	Action	Quantity Traded	Weighted Avg Price
MOTOGENFIN	RIMPY MITTAL	SELL	1,01,524	27.57
OLIL	BHAKTI YASH NATHWANI	BUY	19200	211.4
OLIL	BHAKTI YASH NATHWANI	SELL	1200	212.9
OMAXAUTO	AAKRAYA RESEARCH LLP	BUY	1,79,120	130.81
OMAXAUTO	AAKRAYA RESEARCH LLP	SELL	1,79,120	130.9
OMAXAUTO	IRAGE BROKING SERVICES LLP	BUY	1,18,351	131.76
OMAXAUTO	IRAGE BROKING SERVICES LLP	SELL	1,19,413	131.13
OMAXAUTO	JATESH JAIN	BUY	1,30,932	122.21
OMAXAUTO	JATESH JAIN	SELL	1,30,932	122.29
OMAXAUTO	QE SECURITIES LLP	BUY	1,53,169	130.21
OMAXAUTO	QE SECURITIES LLP	SELL	1,54,532	130.57
ORIENTCEM	GRAVITON RESEARCH CAPITAL LLP	BUY	12,21,871	259.08
ORIENTCEM	GRAVITON RESEARCH CAPITAL LLP	SELL	12,21,871	258.67
RAJOOENG	DEVI TRADERS LLP	BUY	9,09,087	108.93
RAJOOENG	DEVI TRADERS LLP	SELL	8,63,857	109
RAJOOENG	NEO APEX VENTURE LLP	BUY	18,50,003	108.75
RAJOOENG	NEO APEX VENTURE LLP	SELL	18,50,003	109.13
SAVY	ANANT WEALTH CONSULTANTS PRIVATE LIMITED	BUY	1,26,000	139.94
SAVY	COMPANY SHIVAAY TRADING	BUY	1,11,600	136.85
SAVY	MANSI SHARE AND STOCK BROKING PRIVATE LIMITED	BUY	1,42,800	139.01
SAVY	NIRAJ RAJNIKANT SHAH	BUY	2,10,000	137.39
SAVY	PAULOMI KETANKUMAR DOSHI	BUY	1,34,400	140.55
SAVY	SAUMIK KETANKUMAR DOSHI	BUY	1,65,600	141.26
SAVY	TRADE CORNER	BUY	1,18,800	136.5
SECL	NNM SECURITIES PVT LTD	BUY	7,50,000	6
SECL	TRADE CORNER	SELL	7,50,000	6
SHANKARA	GRAVITON RESEARCH CAPITAL LLP	BUY	1,34,058	1001.99
SHANKARA	GRAVITON RESEARCH CAPITAL LLP	SELL	1,34,058	1002.41
SHARDACROP	GRAVITON RESEARCH CAPITAL LLP	BUY	7,05,137	1111.31
SHARDACROP	GRAVITON RESEARCH CAPITAL LLP	SELL	7,05,137	1111.15
SHARDACROP	HRTI PRIVATE LIMITED	BUY	4,51,608	1108
SHARDACROP	HRTI PRIVATE LIMITED	SELL	4,41,400	1110.57
SUDARSCHEM	GRAVITON RESEARCH CAPITAL LLP	BUY	4,13,002	1392.75
SUDARSCHEM	GRAVITON RESEARCH CAPITAL LLP	SELL	4,12,957	1394.01
SUNREST	BHARATKUMAR VARDHILAL THAKKAR	SELL	99200	51.27

Stock	Client Name	Action	Quantity Traded	Weighted Avg Price
SUNREST	COMELY ELECTRICAL PRIVATE LIMITED	BUY	80000	51.1
UPLPPI	BOFA SECURITIES EUROPE SA	BUY	5,54,195	538.24
VIMTALABS	AAKRAYA RESEARCH LLP	BUY	8,12,358	633.37
VIMTALABS	AAKRAYA RESEARCH LLP	SELL	8,12,358	633.76
VIMTALABS	ALPHAGREP SECURITIES PRIVATE LIMITED	BUY	6,21,103	636.23
VIMTALABS	ALPHAGREP SECURITIES PRIVATE LIMITED	SELL	6,21,103	636.45
VIMTALABS	ELIXIR WEALTH MANAGEMENT PRIVATE LIMITED	BUY	5,10,000	639.36
VIMTALABS	ELIXIR WEALTH MANAGEMENT PRIVATE LIMITED	SELL	5,10,000	640.07
VIMTALABS	GRAVITON RESEARCH CAPITAL LLP	BUY	20,72,243	632.18
VIMTALABS	GRAVITON RESEARCH CAPITAL LLP	SELL	20,72,243	632.67
VIMTALABS	HRTI PRIVATE LIMITED	BUY	10,57,732	632.8
VIMTALABS	HRTI PRIVATE LIMITED	SELL	9,31,111	636.83
VIMTALABS	IRAGE BROKING SERVICES LLP	BUY	4,99,098	632.04
VIMTALABS	IRAGE BROKING SERVICES LLP	SELL	3,63,246	638.31
VIMTALABS	JUNOMONETA FINSOL PRIVATE LIMITED	BUY	3,94,843	631.64
VIMTALABS	JUNOMONETA FINSOL PRIVATE LIMITED	SELL	3,94,843	631.9
VIMTALABS	MICROCURVES TRADING PRIVATE LIMITED	BUY	4,01,682	630.24
VIMTALABS	MICROCURVES TRADING PRIVATE LIMITED	SELL	4,01,682	630.43
VIMTALABS	MUSIGMA SECURITIES	BUY	10,29,733	639.42
VIMTALABS	MUSIGMA SECURITIES	SELL	10,29,733	639.6
VIMTALABS	NK SECURITIES RESEARCH PRIVATE LIMITED	BUY	3,04,584	639.69
VIMTALABS	NK SECURITIES RESEARCH PRIVATE LIMITED	SELL	3,04,584	640.12
VIMTALABS	QE SECURITIES LLP	BUY	8,45,307	632.48
VIMTALABS	QE SECURITIES LLP	SELL	8,54,668	634.3
VIMTALABS	SHARE INDIA SECURITIES LIMITED	BUY	3,56,970	647.72
VIMTALABS	SHARE INDIA SECURITIES LIMITED	SELL	3,56,971	648.87
VINEETLAB	VIROCHAN MEHTA	BUY	64205	31.08
VOLERCAR	SHARE INDIA SECURITIES LIMITED	BUY	64000	167.25
VOLERCAR	SHARE INDIA SECURITIES LIMITED	SELL	4800	174.63

Block Deals

Stock	Client Name	Action	Quantity Traded	Weighted Avg Price
No Block Deals				

Insider Trading

Stock	Name of the Acquirer/ Disposer	Action	% shareholding Prior	% shareholding Post
HCLTECH	HCL Corporation Private Limited	Sell	0.17	0
HCLTECH	Kiran Nadar Museum of Art	Buy	0	0.08
HCLTECH	Shiv Nadar Foundation	Buy	0	0.08
HDBFS	Jaideep Vijay Sahasrabuddhe	Sell	0	0
HDBFS	Harish Venugopal	Sell	0.01	0.01
WIPRO	Umesh Tejwani	Sell	0	0
WIPRO	Sonal Ramrakhiani	Sell	0	0
DBCORP	D B Power Limited	Buy	0.56	0.58
DBCORP	D B Power Limited	Buy	0.58	0.58
SYLVANPLY	ANAND KUMAR SINGH	Buy	0.64	1.02
FOCUS	FLFL Employee Welfare Trust	Sell	0.57	0.17
SYLVANPLY	PRITHVI SINGH	Sell	0.38	0
DPSCLTD	Aksara Commercial Private Limited	Sell	6.35	6.33

Event Calendar – Corporate Action (Financial Results/ Dividend/other business matters)

Company	Purpose	Company	Purpose
21STCENMGM	Financial Results/Other business matters	INDUSFILA	Financial Results
ABDL	Financial Results	JAGRAN	Financial Results
AMBER	Financial Results	JKIL	Financial Results
APARINDS	Financial Results	JUBLPHARMA	Financial Results
ARVIND	Financial Results	KOLTEPATIL	Financial Results/Fund Raising/Other business matters
ASAHISONG	Financial Results	KOPRAN	Financial Results
ASIANPAINT	Other business matters	LLOYDSENGG	Financial Results
ASKAUTOLD	Financial Results	LT	Financial Results
BANKINDIA	Financial Results	MANAKSTEEL	Financial Results
BHARATGEAR	Financial Results	MASTERTR	Financial Results
BHARATSE	Financial Results	NIACL	Financial Results/Other business matters
BLISSGVS	Financial Results	NIBL	Financial Results
BLUEDART	Financial Results	NILKAMAL	Financial Results
BSHSL	Financial Results	NORTHARC	Financial Results
CRAFTSMAN	Financial Results/Other business matters	NTPC	Financial Results
DBL	Financial Results/Other business matters	NTPC	Financial Results
DBSTOCKBRO	Financial Results	PEL	Financial Results/Fund Raising
DEEPAKFERT	Financial Results	PILITA	Financial Results
DPABHUSHAN	Financial Results/Other business matters	QUADFUTURE	Financial Results/Other business matters
ELECTHERM	Financial Results	RADHIKAJWE	Financial Results
EMAMIPAP	Financial Results	RHL	Financial Results
ENIL	Financial Results/Other business matters	RUSHABEAR	Financial Results
FOSECOIND	Financial Results	SHREMINVIT	Financial Results
GABRIEL	Financial Results	SIYSIL	Financial Results
GALLANTT	Financial Results	SJS	Financial Results
GATEWAY	Financial Results/Dividend	STAR	Financial Results
GHCLTEXTIL	Financial Results	STARHEALTH	Financial Results
GMRAIRPORT	Financial Results/Fund Raising	SUMMITSEC	Financial Results
GREENPLY	Financial Results	TI	Fund Raising/Other business matters
GVT&D	Financial Results/Other business matters	TRIVENI	Financial Results
HAPPSTMNDS	Financial Results	VBL	Financial Results/Dividend
HEIDELBERG	Financial Results/Other business matters	VGUARD	Financial Results
HIRECT	Financial Results/Fund Raising/Other business matters	VOLTAMP	Financial Results/Other business matters
HIRECT	Financial Results/Other business matters	WELCORP	Financial Results
IFBIND	Financial Results	ZEEMEDIA	Financial Results
IGIL	Financial Results		

News Section

Stock News

- **Bharti Airtel Limited (CMP: 1892.1, MCap: 1,153,120, Sector: Telecommunications, Valuation: 11.17xFY26 EV/EBITDA)**
Bharti Airtel's Nxtra signed a partnership with AMPIN Energy Transition for an additional 205,167 MWh supply from ISTS solar-wind hybrid projects, reinforcing its commitment to green energy resources and sustainable operations.
News Source: [BHARTIARTL](#)
- **Avenue Supermarts Limited (CMP: 3951.2, MCap: 257,117, Sector: Retail, Valuation: 77.35xFY26 P/E)**
DMart shared a presentation for analyst and investor meets in 2025, detailing key financial and operational insights for the quarter.
News Source: [DMART](#)
- **Adani Green Energy Limited (CMP: 1004.55, MCap: 165,467, Sector: Renewable Energy, Valuation: 18.57xFY26 EV/EBITDA)**
Adani Green Energy presented its Q1 FY26 results along with an investor presentation, showcasing operational and financial updates as part of its growth in the renewable energy sector.
News Source: [ADANIGREEN](#)
- **GAIL (India) Limited (CMP: 180.45, MCap: 118,647, Sector: Energy, Valuation: 8.25xFY26 EV/EBITDA)**
GAIL reported a net profit of ₹2,382 crore in Q1 FY26, reflecting improved operational and market conditions in the energy and natural gas sector.
News Source: [GAIL](#)
- **Jindal Steel & Power Limited (CMP: 977.4, MCap: 99,703, Sector: Steel, Valuation: 8.71xFY26 EV/EBITDA)**

Jindal Steel & Power announced a change in director(s), indicating a shift in its leadership structure that could influence strategic decision-making at the board level.
News Source: [JINDALSTEL](#)

- **IndusInd Bank Limited (CMP: 802.15, MCap: 62,491, Sector: Banking, Valuation: 0.89xFY26 P/BV)**
IndusInd Bank reported a drastic 68-72% drop in net profit for Q1 FY26 to ₹604 crore, driven by higher provisions, weaker asset quality, and reduced Net Interest Income, raising concerns over sector stress.
News Source: [INDUSINDBK](#)
- **Nippon Life India Asset Management Limited (CMP: 794.1, MCap: 50,453, Sector: Financial Services, Valuation: 11.25xFY26 P/BV)**
Nippon Life India Asset Management shared an investor presentation for Q1 FY26, detailing financial performance and strategic updates.
News Source: [RNLAM](#)
- **Kaynes Technology India Limited (CMP: 5506.9, MCap: 36,872, Sector: Electronics, Valuation: 125.66xTTM P/E)**
Kaynes Technology disclosed an acquisition, signifying a strategic move to enhance its market position or operational capabilities through the addition of new assets or businesses.
News Source: [KAYNESTECH](#)
- **Go Digit General Insurance Limited (CMP: 343.9, MCap: 31,751, Sector: Insurance, Valuation: 51.66xTTM P/E)**
Go Digit General Insurance shared an investor presentation for Q1 FY26, highlighting financial and operational updates as part of its growth strategy.
News Source: [GODIGIT](#)

- **Piramal Pharma Limited (CMP: 204.35, MCap: 27,163, Sector: Pharmaceuticals, Valuation: 20.08xFY26 EV/EBITDA)**
Piramal Pharma released a press release and investor presentation for Q1 FY26, providing insights into its quarterly performance and strategic plans.
News Source: [PPLPHARMA](#)
- **Motherson Sumi Wiring India Limited (CMP: 40, MCap: 26,526, Sector: Automotive, Valuation: 21.44xFY26 EV/EBITDA)**
Motherson Sumi Wiring India shared a presentation on Q1 FY26 results, detailing financial and operational updates for the quarter.
News Source: [MSWIL](#)
- **KEC International Limited (CMP: 863.6, MCap: 22,989, Sector: Infrastructure, Valuation: 12.17xFY26 EV/EBITDA)**
KEC International shared an investor presentation detailing financial and operational updates for the quarter.
News Source: [KEC](#)
- **Five-Star Business Finance Limited (CMP: 670.85, MCap: 19,752, Sector: Financial Services, Valuation: 3.13xTTM P/BV)**
Five-Star Business Finance released an investor presentation for the quarter, detailing key financial metrics and growth strategies.
News Source: [FIVESTAR](#)
- **Deepak Fertilizers and Petrochemicals Corporation Limited (CMP: 1517.4, MCap: 19,219, Sector: Chemicals, Valuation: 18.22xFY26 P/E)**
Deepak Fertilizers provided an update on significant developments in its operations or strategy, highlighting key changes or progress for the quarter ended June 30, 2025.
News Source: [DEEPAKFERT](#)

- **Gravita India Limited (CMP: 1819.4, MCap: 13,428, Sector: Recycling, Valuation: 27.52x FY26 EV/EBITDA)**
Gravita India shared an investor presentation for Q1 FY26, detailing financial performance and operational updates.
News Source: [GRAVITA](#)
- **Vijaya Diagnostic Centre Limited (CMP: 1143.5, MCap: 11,742, Sector: Healthcare, Valuation: 37.3x FY26 EV/EBITDA)**
Vijaya Diagnostic Centre shared a Q1 FY26 update through a stock intimation, providing insights into its financial and operational performance.
News Source: [VIJAYA](#)
- **TTK Prestige Limited (CMP: 634.75, MCap: 9,808, Sector: Consumer Goods, Valuation: 33.92x FY26 P/E)**
TTK Prestige released a combined investor presentation and gist for Q1 FY26, detailing financial results and strategic updates.
News Source: [TTKPRESTIG](#)
- **CarTrade Tech Limited (CMP: 2065.2, MCap: 8,692, Sector: Technology, Valuation: 58.52x FY26 P/E)**
CarTrade Tech released an investor presentation for the quarter, providing updates on financial and operational performance.
News Source: [CARTRADE](#)
- **Chemplast Sanmar Limited (CMP: 429.1, MCap: 6,784, Sector: Chemicals, Valuation: 40.58x FY26 P/E)**
Chemplast Sanmar posted a ₹64 crore net loss in Q1 amid tough market conditions for PVC products, reflecting challenges in demand and pricing pressures.
News Source: [CHEMPLASTS](#)

- **Strides Pharma Science Limited (CMP: 922.5, MCap: 8,502, Sector: Pharmaceuticals, Valuation: 12.65xTTM EV/EBITDA)**
Strides Pharma disclosed the resignation of its statutory auditor, signaling a change in its financial oversight mechanism which could impact future audits or reporting credibility.
News Source: [STAR](#)
- **Arvind Fashions Limited (CMP: 499.85, MCap: 6,672, Sector: Retail, Valuation: 42.43xFY26 P/E)**
Arvind Fashions shared an investor presentation intimation, providing key updates on financial and operational performance for the quarter.
News Source: [ARVINDFASN](#)
- **Laxmi Organic Industries Limited (CMP: 204.3, MCap: 5,660, Sector: Chemicals, Valuation: 33.38xFY26 P/E)**
Laxmi Organic Industries shared an analyst meeting presentation, providing insights into financial performance and strategic updates.
News Source: [LXCHEM](#)
- **Quess Corp Limited (CMP: 294.2, MCap: 4,382, Sector: Staffing & Recruitment, Valuation: 10.37xFY26 P/E)**
Quess Corp shared an investor presentation for the quarter, detailing financial and operational performance updates.
News Source: [QUESS](#)
- **Apollo Micro Systems Limited (CMP: 181.4, MCap: 6,050, Sector: Aerospace & Defense, Valuation: 69.77xFY26 P/E)**
Apollo Micro Systems released an investor presentation for the quarter ended June 30, 2025, highlighting key financial and operational updates.
News Source: [APOLLO](#)

- **Fedbank Financial Services Limited (CMP: 123.8, MCap: 4,618, Sector: Financial Services, Valuation: 1.81xTTM P/BV)**
Fedbank Financial Services shared an investor presentation for the quarter, detailing financial performance and growth strategies.
News Source: [FEDFINA](#)
- **Arvind SmartSpaces Limited (CMP: 624.45, MCap: 2,863, Sector: Real Estate, Valuation: 12.7xFY26 EV/EBITDA)**
Arvind SmartSpaces released an information update for Q1 FY26, providing insights into financial and operational performance.
News Source: [ARVSMART](#)
- **Som Distilleries & Breweries Limited (CMP: 153.1, MCap: 3,182, Sector: Beverages, Valuation: 30.46xTTM P/E)**
SOM Group launched 'Mahavat Whisky' in Delhi, expanding its premium spirits portfolio and targeting growth in the national capital's market.
News Source: [SDBL](#)
- **Flair Writing Industries Limited (CMP: 317.05, MCap: 3,341, Sector: Stationery, Valuation: 27.95xTTM P/E)**
Flair Writing Industries shared an investor presentation for Q1, detailing financial results and strategic updates.
News Source: [FLAIR](#)
- **RPSG Ventures Limited (CMP: 953.95, MCap: 3,156, Sector: Diversified, Valuation: - 64.36xTTM P/E)**
RPSG Ventures executed a Share Purchase Agreement, marking an acquisition that enhances its business portfolio or strategic positioning in key markets.
News Source: [RPSGVENT](#)

- **Marine Electricals (India) Limited (CMP: 184.93, MCap: 2,551, Sector: Electricals, Valuation: 37.05xTTM EV/EBITDA)**
Marine Electricals secured new orders or contracts, enhancing its order book and signaling growth opportunities in its core business segments.
News Source: [MARINE](#)
- **HLE Glascoat Limited (CMP: 432.25, MCap: 2,950, Sector: Industrial Products, Valuation: 24.32xTTM EV/EBITDA)**
HLE Glascoat announced the acquisition of 100% equity share capital of HLE Surface Technologies GmbH by its subsidiary Thaletec GmbH, expanding its operational footprint as a wholly-owned step-down subsidiary.
News Source: [HLEGLAS](#)
- **Senores Pharmaceuticals Limited (CMP: 642.95, MCap: 2,961, Sector: Pharmaceuticals, Valuation: 32.11xTTM EV/EBITDA)**
Senores completed a USFDA inspection at its subsidiary Havix Group Inc. D/B/A Aavis Pharmaceuticals, ensuring compliance and paving the way for market expansion in the US.
News Source: [SENORES](#)
- **TVS Srichakra Limited (CMP: 3070.5, MCap: 2,351, Sector: Tyres, Valuation: 36.08xFY26 P/E)**
TVS Srichakra opened its fourth exclusive store in Chennai, enhancing its retail presence and direct consumer engagement in the tyre market.
News Source: [TVSSRICHAK](#)
- **NIBE Limited (CMP: 1755.55, MCap: 2,545, Sector: Defense, Valuation: 43.53xTTM EV/EBITDA)**
NIBE entered into a Technology Collaboration Agreement with Elbit Systems, focusing on advanced technological advancements to strengthen its defense or tech portfolio.
News Source: [NIBE](#)

- **Aeroflex Industries Limited (CMP: 205.55, MCap: 2,658, Sector: Industrial Products, Valuation: 33.06xTTM EV/EBITDA)**
Aeroflex Industries shared an investor presentation for the quarter, detailing financial and operational updates.
News Source: [AEROFLEX](#)
- **Cosmo First Limited (CMP: 1020, MCap: 2,677, Sector: Packaging, Valuation: 20.08xTTM P/E)**
Cosmo First acquired Santa Animal Healthcare, expanding its business into the animal healthcare segment as a strategic diversification move.
News Source: [COSMOFILMS](#)
- **Mold-Tek Packaging Limited (CMP: 761.1, MCap: 2,529, Sector: Packaging, Valuation: 32.28xFY26 P/E)**
Mold-Tek Packaging shared an investor presentation for the quarter, detailing financial and operational updates.
News Source: [MOLDTKPAC](#)
- **Shankara Building Products Limited (CMP: 1055.2, MCap: 2,558, Sector: Building Materials, Valuation: 15.58xTTM EV/EBITDA)**
Shankara Building Products released a filing for Q1, providing updates on financial and operational performance.
News Source: [SHANKARA](#)
- **Bajaj Healthcare Limited (CMP: 530.15, MCap: 1,674, Sector: Pharmaceuticals, Valuation: 22.96xTTM EV/EBITDA)**
Bajaj Healthcare released a press release detailing financial performance for the quarter ended June 30, 2025, providing insights into revenue and key metrics.
News Source: [BAJAJHCARE](#)

- **Veranda Learning Solutions Limited (CMP: 223.65, MCap: 2,093, Sector: Education, Valuation: -8.46xTTM P/E)**
Veranda Learning Solutions shared a regulation 30 update for the quarter, providing financial and operational insights.
News Source: [VERANDA](#)
- **Punjab Chemicals & Crop Protection Limited (CMP: 1356.5, MCap: 1,663, Sector: Chemicals, Valuation: 42.73xTTM P/E)**
Punjab Chemicals announced plans to commercialize new products for the export market, aiming to expand its global footprint and drive revenue growth as shared in its press release.
News Source: [PUNJAB](#)
- **SMC Global Securities Limited (CMP: 147.85, MCap: 1,548, Sector: Financial Services, Valuation: 1.27xTTM P/BV)**
SMC Global Securities released a Q1 update, detailing financial performance and strategic insights for the quarter.
News Source: [SMCGLOBAL](#)
- **Manali Petrochemicals Limited (CMP: 70.34, MCap: 1,209, Sector: Chemicals, Valuation: 41.28xTTM P/E)**
Manali Petrochemicals received Consent to Operate (CTO) for its expanded Propylene Glycol facility, marking the commencement of enhanced production capabilities in its chemical segment.
News Source: [MPLSECTL](#)
- **Innovana Thinklabs Limited (CMP: 536.8, MCap: 1,100, Sector: Technology, Valuation: 24.93xTTM P/E)**
Innovana Thinklabs announced diversification or disinvestment plans, marking a

strategic pivot or restructuring in its business focus to explore new areas or divest non-core assets.

News Source: [INNOVANA](#)

- **Kamat Hotels (I) Limited (CMP: 241.25, MCap: 711, Sector: Hospitality, Valuation: 7.74xTTM EV/EBITDA)**
Kamat Hotels signed an agreement for the management and operations of a second luxury boutique Orchid Hotel in Nashik, Maharashtra, expanding its hospitality footprint.
News Source: [KAMATHOTEL](#)
- **Asian Hotels (North) Limited (CMP: 348.9, MCap: 679, Sector: Hospitality, Valuation: 13.99xTTM EV/EBITDA)**
Asian Hotels incorporated a wholly-owned subsidiary, marking a strategic expansion of its corporate structure to explore new business avenues or markets.
News Source: [ASIANHOTNR](#)
- **Dhampur Bio Organics Limited (CMP: 80.32, MCap: 533, Sector: Sugar, Valuation: 12.21xTTM EV/EBITDA)**
Dhampur Bio Organics shared an investor presentation for June 2025, detailing financial and operational updates for the quarter.
News Source: [DBOL](#)
- **Ind-Swift Laboratories Limited (CMP: 103.55, MCap: 750, Sector: Pharmaceuticals, Valuation: -4.46xTTM EV/EBITDA)**
Ind-Swift Laboratories disclosed progress on amalgamation or merger plans, marking a significant restructuring move to consolidate operations or enhance shareholder value.
News Source: [INDSWFTLAB](#)

- **United Spirits Limited**

United Spirits entered into significant agreements, potentially related to partnerships or operational expansions, as part of its strategic growth initiatives.

News Source: [MCDOWELL-N](#)

Companies with Investor Presentation or Annual Report

- **Waaree Energies Limited (WAAREE)**

News Source: [Waaree Energies Limited](#)

- **IIFL Capital Services Limited (IIFLSEC)**

News Source: [IIFL Capital Services Limited](#)

Macro/Non-Stock News

- **Falling ad spends, fewer subscribers spell trouble for TV**

TV broadcasters are facing decreased advertising income coupled with a shrinking subscriber base, threatening business models and prompting the industry to explore alternate revenue streams and digital transformation strategies.

News Source: [Read Here](#)

- **Sops for small companies SPICEd up**

The government announces enhanced incentives for small companies under new SPICe+ policies, aiming to cut compliance costs and support MSME growth as part of the overall economic development agenda.

News Source: [Read Here](#)

- **Corruption probe to cover CPSE independent directors too**

Anti-corruption investigations to expand and include independent directors in CPSEs, aiming for greater accountability and transparency in governance after recent lapses.

News Source: [Read Here](#)

- **Private labels fill the gap as shoppers cut corners**
Growth of retail private labels accelerates as consumers seek cheaper alternatives amid inflation, boosting margins for large retail chains.
News Source: [Read Here](#)
- **Retail trade policy unlikely; targeted intervention focus**
India may not introduce a comprehensive retail trade policy, favoring targeted sector support instead, adapting to regional and product-specific needs.
News Source: [Read Here](#)
- **Liquidity coverage ratio rises with retail deposit surge, fall in bulk, corp flows**
Banks see improved liquidity as households increase retail deposits and corporate flows decline, enhancing the liquidity coverage ratio last month.
News Source: [Read Here](#)
- **Extreme heatwave sweeps across the U.S.: Over 130 million under heat warnings**
A severe and prolonged heatwave extends across much of the United States, with over 130 million Americans under heat advisories, straining health services and power grids.
News Source: [Read Here](#)
- **TCS layoffs: IT union writes to govt, calls job cuts 'unethical'**
IT employee union NITES criticized TCS's layoff of 12,000 staff, calling the move 'outright illegal and unethical' and appealing to the government for intervention.
News Source: [Read Here](#)
- **Jane Street seeks more time to respond to SEBI's interim order**
Trading firm Jane Street has requested more time to reply to SEBI regarding market manipulation allegations from July 3, reflecting heightened regulatory scrutiny.

News Source: [Read Here](#)

- **Easing inflation makes room for further rate cuts: Finmin**
India's Finance Ministry asserts that cooling inflation might allow the Reserve Bank to cut interest rates in the future, linked to easing food prices and global trends.
News Source: [Read Here](#)
- **Trump sets new 10–12 days deadline for Putin to agree to ceasefire in Ukraine**
Donald Trump has publicly stated a 10–12 day deadline for Russian President Putin to agree to a ceasefire in Ukraine, escalating diplomatic tension.
News Source: [Read Here](#)
- **'Big companies are downplaying the risk of AI misuse': Geoffrey Hinton**
AI pioneer Geoffrey Hinton warned that large companies are not taking the risks of AI misuse seriously enough, calling for robust regulation.
News Source: [Read Here](#)
- **EV owners aren't using public charging points much. Operators are changing tack**
Adoption of public EV charging points remains low in India due to slow speeds and home charging rise, prompting operators to rethink locations and pricing strategies.
News Source: [Read Here](#)
- **Steel ministry moves SLP in SC to keep its BIS mandate even on intermediate steel products**
The Indian steel ministry has gone to the Supreme Court to retain its Bureau of Indian Standards (BIS) mandate across all steel products, impacting costs and compliance.
News Source: [Read Here](#)

- **Mint Explainer | Monsoon bonanza: Good tidings for food prices and ethanol makers?**
Strong monsoon rains support higher kharif crop acreage, stabilizing food prices and boosting sugarcane output for ethanol production.
News Source: [Read Here](#)
- **China rare earth ban to impact domestic production, exports in India: SBI report**
SBI economists warn that China's rare earth export ban may disrupt five key Indian industry sectors, with short-term price impacts likely.
News Source: [Read Here](#)
- **Value of gold loans crossed Rs 2.5 lakh crore by May 2025, up 115% YoY: MoS Finance**
Loans against gold surged 115% in a year to ₹2.51 lakh crore by May 2025, reflecting rising reliance on gold as credit collateral.
News Source: [Read Here](#)
- **Domestic API production has begun, but imports still high: Government tells House**
Despite ramping up local API manufacturing, India continues to rely heavily on imports, though it avoided ₹1,362 crore in imports due to new production.
News Source: [Read Here](#)
- **How India's hospital chains are entering an aggressive phase of expansion in Tier II/III cities**
Hospital chains expand rapidly into India's smaller cities, betting on underserved healthcare demand and seeking first-mover advantage.
News Source: [Read Here](#)
- **Family offices hit again? CIO warns tax rethink may erode India's private capital base**
A CIO voices concern that repeated tax rethinks may weaken India's appeal for family offices and private capital due to policy unpredictability.
News Source: [Read Here](#)

- **Govt unlikely to relax curbs on investments from China for now
India plans to maintain Press Note 3 restrictions, keeping FDI curbs on Chinese investments unchanged due to geopolitical considerations.**
News Source: [Read Here](#)
- **GCCs will be a major contributor to India's job market, GDP, and tech leadership by 2035, says Nancy Bhatt, MD, Protiviti
Global capability centers (GCCs) are set to lead India's job growth and technological progress over the next decade, enhancing GDP and tech clout.**
News Source: [Read Here](#)
- **Elon Musk confirms \$16.5 billion chip deal with Samsung for Tesla's next-gen AI6 hardware
Tesla partners with Samsung in a \$16.5B chip contract to power its next wave of AI infrastructure, boosting self-driving and robotics capabilities.**
News Source: [Read Here](#)
- **Sona BLW shares clarification on Rani Kapur, governance & shareholder interest
Sona BLW responds to negative media coverage, reiterating commitment to high governance standards and protecting shareholder interests.**
News Source: [Read Here](#)
- **Digital payment sees over 65,000 cr transactions amounting to ₹12,000 lakh cr in 6 yrs
Digital transactions in India surpass 65,000 crore totaling ₹12,000 lakh crore in value over the last six years as of May 31, 2025, driven by infrastructure growth.**
News Source: [Read Here](#)

- **ALMM mandate for solar PV cells unchanged; implementation from June 2026**
Policy for Approved List of Models and Manufacturers (ALMM) for solar PV cells remains unchanged, with implementation postponed to June 2026.
News Source: [Read Here](#)
- **India-Peru FTA talks to focus on rare earth minerals, clean tech ties**
Upcoming India-Peru free trade talks will prioritize rare earth minerals and clean technology cooperation to bolster economic and strategic ties.
News Source: [Read Here](#)
- **More than ₹67,000 crore unclaimed deposits with banks: FinMin**
Government reports over ₹67,000 crore in unclaimed bank deposits, urging account holders to claim rightful funds with improved digital facilities.
News Source: [Read Here](#)
- **India is becoming the third lighthouse of 5G**
India emerges as the third major global hub for 5G telecom technology after the US and China, driving innovation and digital inclusion.
News Source: [Read Here](#)
- **Knowledge Realty Trust's ₹4800-cr REIT issue to open on Aug 5**
Knowledge Realty Trust to open ₹4,800 crore Real Estate Investment Trust (REIT) issue on August 5, attracting institutional and retail investors.
News Source: [Read Here](#)
- **Tata Sons expects reprieve from forced IPO amid regulator review**
Tata Sons may get relief from a mandatory IPO as regulatory reviews progress, potentially maintaining its current holding structure.
News Source: [Read Here](#)

- **Starlink to provide only 20 lakh connections: Telecom Minister**
India caps Starlink's pan-India connections at 20 lakh, balancing connectivity expansion with domestic industry interests, says Telecom Minister.
News Source: [Read Here](#)
- **India's IT faces AI shockwave: 1.25 lakh layoffs, exceeding cloud and digital disruption**
Indian IT sector faces unprecedented job losses due to AI integration, resulting in 1.25 lakh layoffs, surpassing previous tech-driven retrenchments.
News Source: [Read Here](#)
- **Industrial growth hits 10-month low in June; mining, electricity drag momentum**
India's industrial output growth falls to a 10-month low of 1.5% in June 2025, dragged by mining and electricity sector contraction.
News Source: [Read Here](#)
- **Subdued core inflation and sub-4% headline inflation leave room for easing, says MER**
With core and headline inflation below 4%, policy analysts see scope for monetary easing by the RBI in upcoming reviews.
News Source: [Read Here](#)
- **EU sanctions: Nayara Energy initiates legal action against Microsoft**
Nayara Energy sues Microsoft over abrupt software service cut-off tied to EU Russia sanctions, alleging risks to data and business continuity.
News Source: [Read Here](#)
- **Adani's expansion plans to contribute to India's self-sufficiency in ammunitions**
Adani Group's upcoming investments will significantly boost India's indigenous ammunition manufacturing, reducing import dependence.
News Source: [Read Here](#)

For our latest reports and updates, kindly refer to [Ventura Securities Ltd](#)

Disclosures and Disclaimer

Ventura Securities Limited (VSL) is a SEBI registered intermediary offering broking, depository and portfolio management services to clients. VSL is member of BSE, NSE and MCX-SX. VSL is a depository participant of NSDL. VSL states that no disciplinary action whatsoever has been taken by SEBI against it in last five years except administrative warning issued in connection with technical and venial lapses observed while inspection of books of accounts and records. Ventura Commodities Limited, Ventura Guaranty Limited, Ventura Insurance Brokers Limited and Ventura Allied Services Private Limited are associates of VSL. Research Analyst (RA) involved in the preparation of this research report and VSL disclose that neither RA nor VSL nor its associates (i) have any financial interest in the company which is the subject matter of this research report (ii) holds ownership of one percent or more in the securities of subject company (iii) have any material conflict of interest at the time of publication of this research report (iv) have received any compensation from the subject company in the past twelve months (v) have managed or co-managed public offering of securities for the subject company in past twelve months (vi) have received any compensation for investment banking merchant banking or brokerage services from the subject company in the past twelve months (vii) have received any compensation for product or services from the subject company in the past twelve months (viii) have received any compensation or other benefits from the subject company or third party in connection with the research report. RA involved in the preparation of this research report discloses that he / she has not served as an officer, director or employee of the subject company. RA involved in the preparation of this research report and VSL discloses that they have not been engaged in the market making activity for the subject company. Our sales people, dealers, traders and other professionals may provide oral or written market commentary or trading strategies to our clients that reflect opinions that are contrary to the opinions expressed herein. We may have earlier issued or may issue in future reports on the companies covered herein with recommendations/ information inconsistent or different those made in this report. In reviewing this document, you should be aware that any or all of the foregoing, among other things, may give rise to or potential conflicts of interest. We may rely on information barriers, such as "Chinese Walls" to control the flow of information contained in one or more areas within us, or other areas, units, groups or affiliates of VSL. This report is for information purposes only and this document/material should not be construed as an offer to sell or the solicitation of an offer to buy, purchase or subscribe to any securities, and neither this document nor anything contained herein shall form the basis of or be relied upon in connection with any contract or commitment whatsoever. This document does not solicit any action based on the material contained herein. It is for the general information of the clients / prospective clients of VSL. VSL will not treat recipients as clients by virtue of their receiving this report. It does not constitute a personal recommendation or take into account the particular investment objectives, financial situations, or needs of clients / prospective clients. Similarly, this document does not have regard to the specific investment objectives, financial situation/circumstances and the particular needs of any specific person who may receive this document. The securities discussed in this report may not be suitable for all investors. The appropriateness of a particular investment or strategy will depend on an investor's individual circumstances and objectives. Persons who may receive this document should consider and independently evaluate whether it is suitable for his/ her/their particular circumstances and, if necessary, seek professional/financial advice. And such person shall be responsible for conducting his/her/their own investigation and analysis of the information contained or referred to in this document and of evaluating the merits and risks involved in the securities forming the subject matter of this document. The projections and forecasts described in this report were based upon a number of estimates and assumptions and are inherently subject to significant uncertainties and contingencies. Projections and forecasts are necessarily speculative in nature, and it can be expected that one or more of the estimates on which the projections and forecasts were based will not materialize or will vary significantly from actual results, and such variances will likely increase over time. All projections and forecasts described in this report have been prepared solely by the authors of this report independently of the Company. These projections and forecasts were not prepared with a view toward compliance with published guidelines or generally accepted accounting principles. No independent accountants have expressed an opinion or any other form of assurance on these projections or forecasts. You should not regard the inclusion of the projections and forecasts described herein as a representation or warranty by VSL, its associates, the authors of this report or any other person that these projections or forecasts or their underlying assumptions will be achieved. For these reasons, you should only consider the projections and forecasts described in this report after carefully evaluating all of the information in this report, including the assumptions underlying such projections and forecasts. The price and value of the investments referred to in this document/material and the income from them may go down as well as up, and investors may realize losses on any investments. Past performance is not a guide for future performance. Future returns are not guaranteed and a loss of original capital may occur. Actual results may differ materially from those set forth in projections. Forward-looking statements are not predictions and may be subject to change without notice. We do not provide tax advice to our clients, and all investors are strongly advised to consult regarding any potential investment. VSL, the RA involved in the preparation of this research report and its associates accept no liabilities for any loss or damage of any kind arising out of the use of this report. This report/document has been prepared by VSL, based upon information available to the public and sources, believed to be reliable. No representation or warranty, express or implied is made that it is accurate or complete. VSL has reviewed the report and, in so far as it includes current or historical information, it is believed to be reliable, although its accuracy and completeness cannot be guaranteed. The opinions expressed in this document/material are subject to change without notice and have no obligation to tell you when opinions or information in this report change. This report or recommendations or information contained herein do/does not constitute or purport to constitute investment advice in publicly accessible media and should not be reproduced, transmitted or published by the recipient. The report is for the use and consumption of the recipient only. This publication may not be distributed to the public used by the public media without the express written consent of VSL. This report or any portion hereof may not be printed, sold or distributed without the written consent of VSL. This document does not constitute an offer or invitation to subscribe for or purchase or deal in any securities and neither this document nor anything contained herein shall form the basis of any contract or commitment whatsoever. This document is strictly confidential and is being furnished to you solely for your information, may not be distributed to the press or other media and may not be reproduced or redistributed to any other person. The opinions and projections expressed herein are entirely those of the author and are given as part of the normal research activity of VSL and are given as of this date and are subject to change without notice. Any opinion estimate or projection herein constitutes a view as of the date of this report and there can be no assurance that future results or events will be consistent with any such opinions, estimate or projection. This document has not been prepared by or in conjunction with or on behalf of or at the instigation of, or by arrangement with the company or any of its directors or any other person. Information in this document must not be relied upon as having been authorized or approved by the company or its directors or any other person. Any opinions and projections contained herein are entirely those of the authors. None of the company or its directors or any other person accepts any liability whatsoever for any loss arising from any use of this document or its contents or otherwise arising in connection therewith. The information contained herein is not intended for publication or distribution or circulation in any manner whatsoever and any unauthorized reading, dissemination, distribution or copying of this communication is prohibited unless otherwise expressly authorized. Please ensure that you have read "Risk Disclosure Document for Capital Market and Derivatives Segments" as prescribed by Securities and Exchange Board of India before investing in Securities Market.

29th July 2025

30